

ALTEON[®]

TAPERED WEDGE FEMORAL STEMS



exactech

ALTEON® TAPERED WEDGE FEMORAL STEMS

The Alteon® Tapered Wedge Femoral Stems incorporate specific design features to achieve immediate axial and rotational mechanical stability between the medial and lateral cortices of the femoral canal.

PROXIMAL/DISTAL GEOMETRY

Features an optimized overall length and proximal/distal sizing to achieve fixation in all primary femur types (Dorr A, B, C) without compromising the implant features or surgical technique.¹ The Short Tapered Wedge stems are an addition to the system with the same proximal body as the standard stems with reduced distal section. This is another option designed to avoid distal potting.

INCREMENTAL SIZING

Neck: Four neck length groupings that adjust progressively with stem sizing. The system is designed to allow adjustment of stem offset without affecting leg length.

Stem: Intentionally grows at a smaller rate lateral and distal (in the smaller stem sizes) when compared to the previous generation wedge stems. Consequentially, the Tapered Wedge system offers more sizes, versus some second-generation stems, to accommodate a comparable size femur. The Short Tapered Wedge is up to 25% shorter than the standard Tapered Wedge stems. The distal body below the porous coating is reduced and incorporates a lateral distal relief.

EXACSET PLATFORM INSTRUMENTATION

The ExacSET instrumentation system is a compact customizable system that allows for easy conversion to different stem families and approaches.

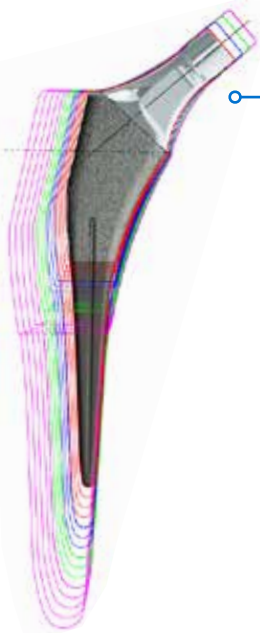
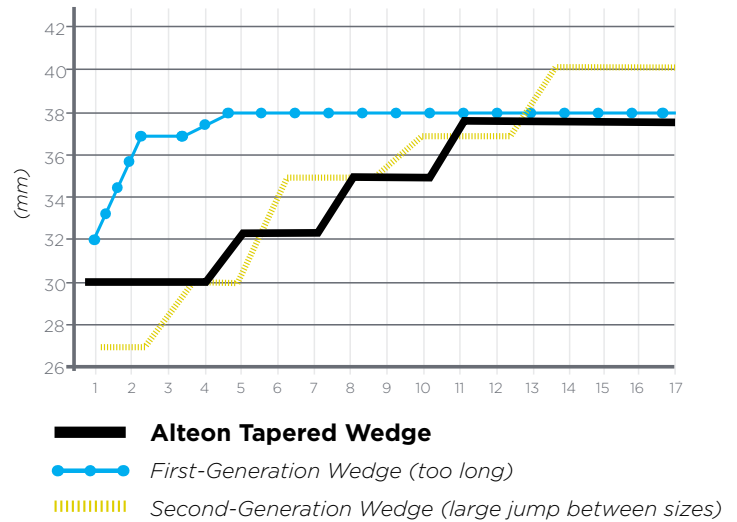
SCOPE & MATERIALS

- Stem scope includes sizes 1-17 (sizes 14-17 are optional)
- Standard and Extended offset
- All stems are press-fit and feature a Thermal Plasma Spray (TPS) coating on the proximal portion of the implant


REFERENCES

1. **Data on File at Exactech.** TR-2013-039. Wedge Femoral Stem Template Study Report.

Standard Base Neck Length



ExacSET Alteon Tapered Wedge (Upper Level)



ExacSET Alteon Tapered Wedge (Lower Level)



Alteon Short Tapered Wedge Broach Tray (additional Half tray allows intraop switching between systems)