

Total Hip Replacement



GET BACK
TO WHAT
YOU LOVE

Exactech[®]
Surgeon focused. Patient driven.[™]

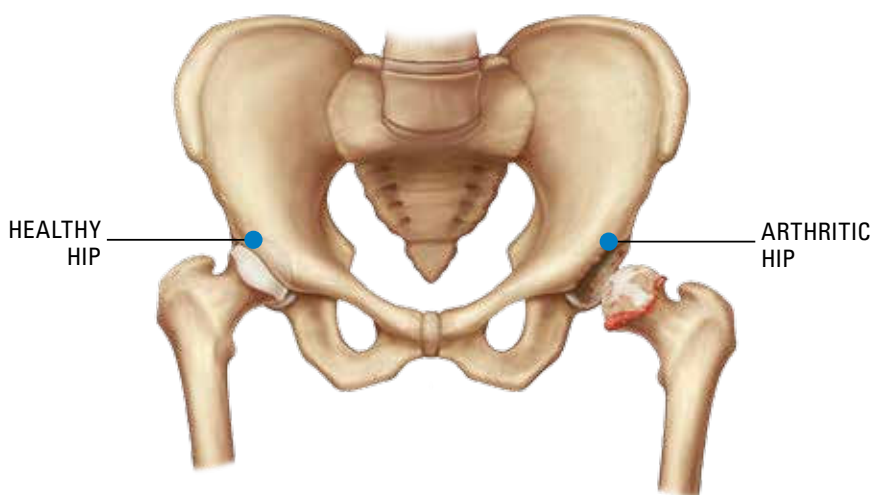
Find out why the Anterior
Approach may be right for you.



UNDERSTANDING **TOTAL HIP REPLACEMENT**

This brochure offers a brief overview of the Direct Anterior Approach to total hip arthroplasty. This information is for educational purposes only and is not intended to replace the expert guidance of your physician. Please direct any questions or concerns you may have to your doctor.





What causes severe hip pain?

Pain is one of the main reasons people consider total hip replacement surgery. There are several conditions that can bring about severe hip pain, such as osteoarthritis, rheumatoid arthritis, avascular necrosis, developmental dysplasia of the hip or even a simple hip fracture. One of the leading causes of debilitating hip pain is arthritis. Osteoarthritis, the most common form of arthritis, occurs when the normally smooth surfaces of your joint—in this case, the ball-and-socket joint of the hip—wear away, resulting in stiff and painful bone-on-bone contact. Pain from osteoarthritis, or any of these conditions, can limit your range of motion and prevent you from performing your normal day-to-day activities or even getting a good night's rest.



Your doctor will evaluate your condition and determine if surgery is right for you.

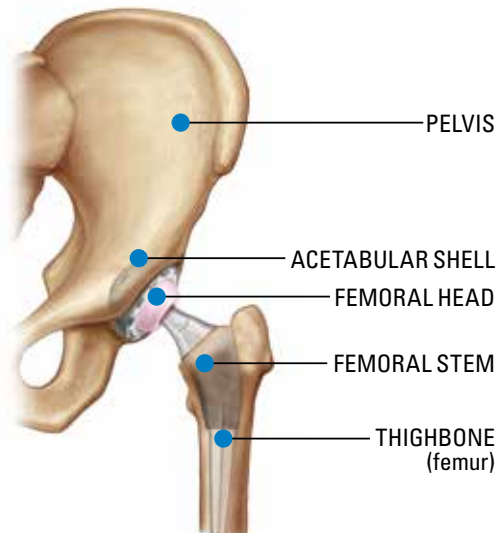
WHAT ARE MY **TREATMENT OPTIONS?**

Your doctor will consider many factors in determining an appropriate treatment method to relieve your hip pain. Treatment may begin with conservative methods such as rest, physical therapy, medication or analgesics. If these methods fail to provide long-term relief, then it may be time to consider a surgical treatment such as total hip replacement.

Joint replacement surgery is a major operation. As with any major operation, there are possible complications. Some of these are related to the anesthesia, while others are associated with the procedure itself. There are many things that your surgeon will do to minimize the potential for complications. Your surgeon may also have you see your family physician before surgery to obtain tests. Your surgeon will discuss all complications and risks with you prior to surgery.

What are the components of a total hip replacement?

Total hip replacement involves removing the diseased bone and cartilage and replacing it with orthopaedic implants. The surgical procedure involves an incision through the skin and access to the hip joint through the muscles overlying the hip, performed while the patient is under anesthesia. After the surgeon exposes the hip, the diseased hip ball (femoral head) is removed. It is replaced with an artificial ball on a stem, which is inserted into the hollow part of the thighbone, and may be pressed into place or cemented using a special acrylic cement. The hip socket (acetabulum) is prepared by machining or “reaming” it using special instruments to make it the right size and shape. A titanium shell is then pressed into place and sometimes further secured with bone screws. A cup-shaped liner is then placed in this shell, forming the socket part of the ball-and-socket replacement. The ball and socket are then placed together to complete the implant procedure and the soft tissues are repaired to complete the surgery. Each implant is available in a variety of sizes to accommodate different body sizes and shapes.



WHAT IS THE ANTERIOR SURGICAL APPROACH?

Hip replacement can be performed through a variety of surgical approaches. Anterolateral (from the side of the hip) and posterolateral (from the back of the hip) have been traditionally used in the U.S. The Direct Anterior Approach is different because it allows the surgeon to access the diseased hip joint through the front of the hip. A major advantage of this approach is that it allows your surgeon to work through natural intervals between the muscles around your hip, without having to cut through the muscles or detach them from the pelvis or thighbone. Another advantage is that the patient can avoid the pain of sitting on the incision site since the Direct Anterior Approach is performed through the front of the hip.


This preservation of your soft tissues may result in a faster return to weight-bearing activities, less pain and a quicker overall recovery time. Keeping these muscles intact may also help reduce the likelihood of dislocation, which may occur when muscles weakened in surgery are not strong enough initially to keep the new femoral head in the socket. In addition, the Direct Anterior Approach takes advantage of the shortest distance to your hip joint, which may allow for a smaller incision.

Why aren't all hip replacements performed through the Direct Anterior Approach?

Direct Anterior Approach hip surgery requires implants and surgical instruments that are compatible with the approach. Specialized surgical tables may facilitate the Direct Anterior Approach by allowing precise positioning of the patient during surgery. Your doctor will consider a wide variety of factors in determining the best course of treatment. Please talk to your doctor and ask whether hip replacement through the Direct Anterior Approach is right for you.



**DIRECT
ANTERIOR
APPROACH
INCISION**



HOW LONG WILL MY **TOTAL HIP REPLACEMENT LAST?**

There are numerous factors that affect the longevity of a total hip replacement including patient indications (age, weight and activity level), implant design and materials used during surgery.

Just like your natural hip, the components of a hip implant are subject to wear from friction caused by bending, straightening and supporting your body weight. In the design of hip implant components—particularly the bearing surfaces that slide against one another—it is very important to ensure the least amount of friction possible.

WHAT CAN I EXPECT AFTER SURGERY?

After surgery you will receive pain medication and begin physical therapy. You may be out of bed and walking on crutches or a walker within 24 hours of your surgery. You will be shown how to perform activities of daily living such as how to safely climb and descend stairs and how to care for your hip once you return home. It is a good idea to enlist the support of family or friends to help you once you return home. Exercise will be a necessary part of proper healing. Therapy will begin in the hospital and continue after discharge on your own or with a therapist. Therapy, a healthy diet and willingness to follow all of your surgeon's recommendations will contribute to a more successful recovery.



**Your participation is
vital for prevention
of complications.**



When can I return to my regular activities?

After successful surgery, you will be eager to return to many of the activities you enjoy. Your recovery is partially based upon your condition prior to your surgery. Going for walks, golfing, boating, biking and playing with children or grandchildren are usually realistic expectations, and many patients who have a hip replaced through the Direct Anterior Approach are able to return to normal activities more quickly (within a few weeks rather than a few months). Many patients report little or no pain in a month or two after surgery, but the decision about activity level is ultimately based on the suggestions and guidelines of your orthopaedic surgeon as well as your compliance with your surgeon's recommended post-operative therapy.

SUMMARY

This brochure is not intended to replace the experience and counsel of your orthopaedic surgeon. Surgery is one of the most important decisions you will make. Total hip replacement has allowed millions of people to return to more active lifestyles. Your surgeon will help you decide if it's the right choice for you.

With any surgery, there are potential risks, and results will vary depending on the patient. Joint replacement surgery is not for everyone. Check with your physician to determine if you are a candidate for joint replacement surgery. Your physician will consider the risks and benefits associated with this procedure, as well as individual factors such as the cause of your condition, and your age, height, weight and activity level.

For more information

GetBackToWhatYouLove.com